

### **Things to think about when choosing your subjects**

- What are you interested in?
- What are you good at?
- What do you enjoy?
- If you know what you want to do/study when you leave school - Are there specific entry requirements. What subjects do they suggest?

### **Who can you talk to for advice?**

- Parents and caregivers
- Teachers
- School Deans
- Your school's careers team

### **Howick College Pathway Map**

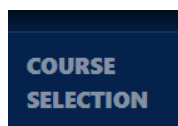
To view all subjects available at Howick College then see:

<https://howick.schoolpoint.co.nz/site/howick-college-pathway-map>

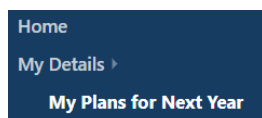
### **Instructions for choosing your subjects**

Once you receive an email from the careers department informing you subject selection has begun for your year level, then follow the instructions below. All students have a one hour session to review their choices with a careers advisor, so if you have trouble choosing your subjects, or you are not sure what to choose, then do not worry as the careers advisors will help you.

1. Login to the Portal using your normal school login details
2. Select *Course Selection*



3. Then select *My Details > My Plans for Next Year*. You need to select from a dropdown list to let us know what you think you are doing next year.



4. Now you need to select your subjects.

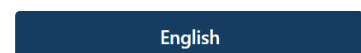
If you are going into Year 9, Year 10, Year 11 or Year 12 Sport in Education, start with your core programme. Head to the **Core Subject Programmes** Learning Area and choose Innovation, Sport in Education or Mainstream.

Here is how to select you core programme:

*Course Selection > Courses by Learning Areas > Core Programme > Select a core programme >Select it using the big SELECT button at the top.*



If you are going into Year 12 and DO NOT want SIE then start by choosing English, as this is compulsory.



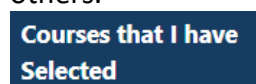
If you are going into Year 13 no subjects are compulsory so head straight into choosing your five option subjects.

After choosing your core programme continue to choose your option subjects. Here is how to select your option subjects:

*Course Selection > Courses by Learning Areas > choose a Learning Area > Select a subject > Read the blurb >Select it using the big SELECT button at the top. Repeat these steps for your other subjects.*



Once your quota of subjects is full you can then go and see all your subjects in **Courses that I have Selected**. If you want to make a change you can remove a subject and go and select others.



### How many subjects should you choose?

| Year 9  | Year 10  | Year 11                              | Year 12  | Year 13    |
|---|--|--------------------------------------|--|------------|
| Core programme +<br>1 language<br>+ 3 other half year options from both Arts and Technology | Core Programme +<br>2 half year subjects + 1 full year subject<br>OR<br>2 full year subjects | Core Programme +<br>3 other subjects | SiE Year 12 +<br>2 other subjects<br>OR<br>English +<br>5 other subjects | 5 Subjects |

### What if I want to select a subject in a different level to my year?

*In the first instance talk to your subject teacher, you should only be considering multi-levelling if you are confident of gaining Excellence subject endorsement*

1. Go to the subject you want and scroll down to see all the subjects available at other year levels.
2. Select the subject year level you want.
3. Select Request Exemption.